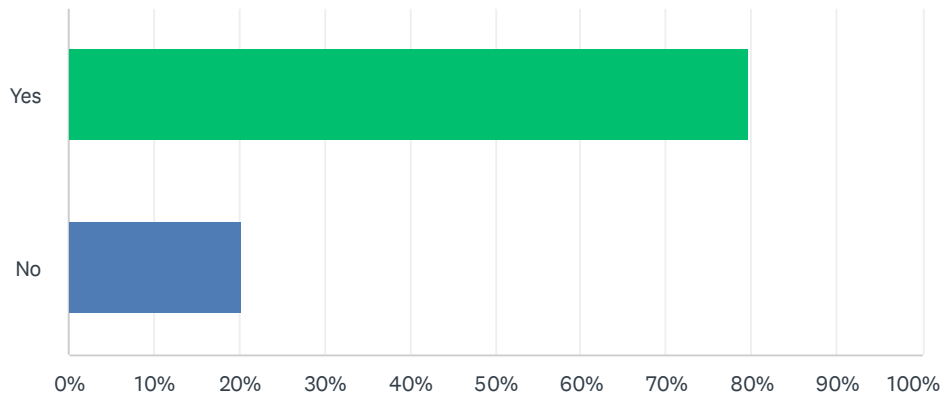


## Q1 Have you ever visited a children's museum before?

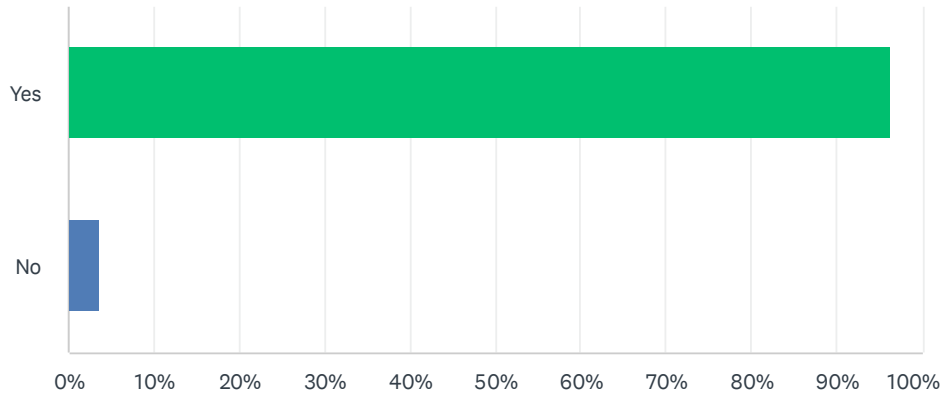
Answered: 470 Skipped: 1



ANSWER CHOICES	RESPONSES	
Yes	79.79%	375
No	20.21%	95
TOTAL		470

## Q2 Do you think a children's museum would benefit the greater Pickaway County area?

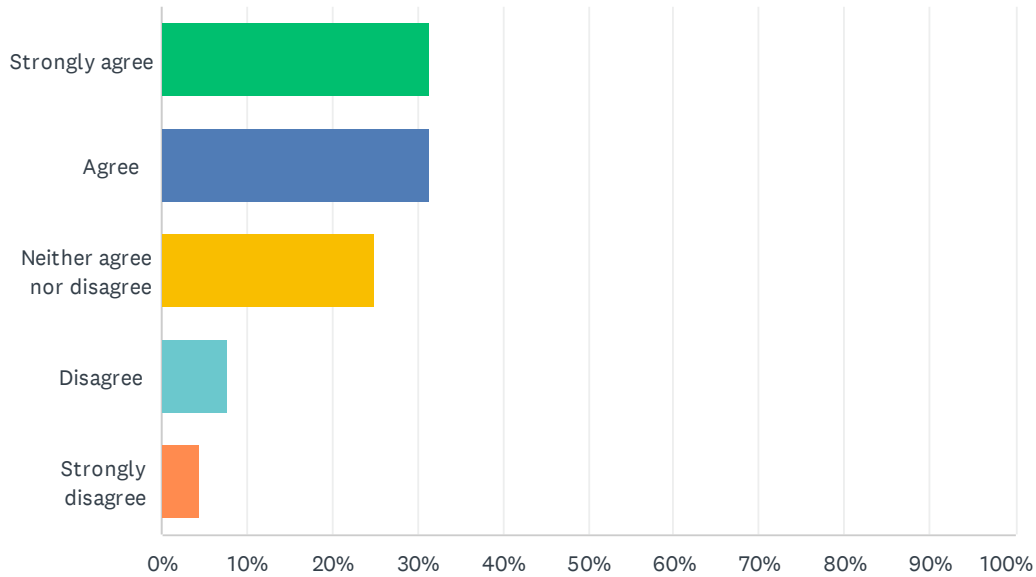
Answered: 468 Skipped: 3



ANSWER CHOICES	RESPONSES	
Yes	96.37%	451
No	3.63%	17
TOTAL		468

### Q3 Do you think your family would consider buying a pass to a local children's museum?

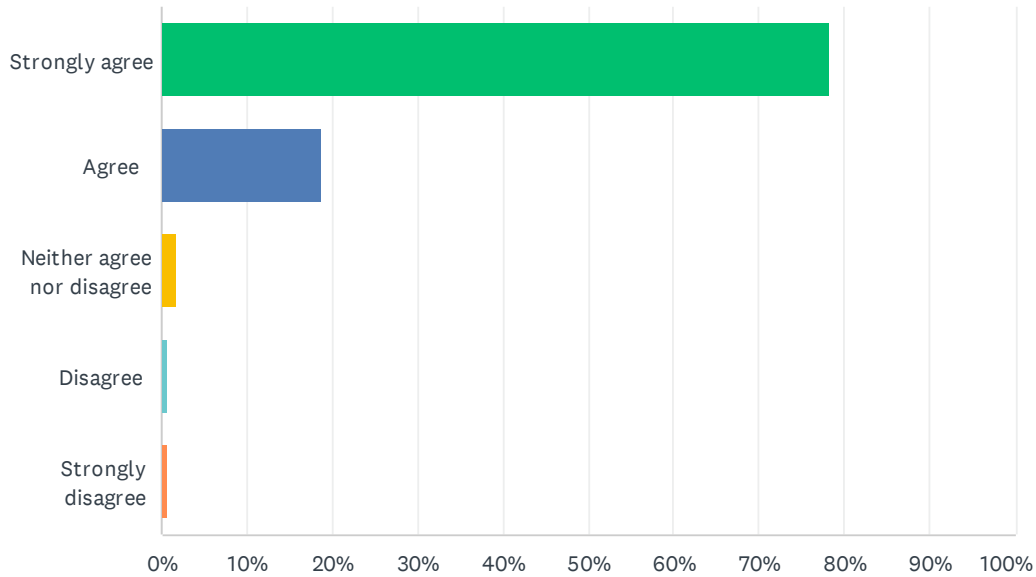
Answered: 471 Skipped: 0



ANSWER CHOICES	RESPONSES	
Strongly agree	31.42%	148
Agree	31.42%	148
Neither agree nor disagree	25.05%	118
Disagree	7.64%	36
Strongly disagree	4.46%	21
<b>TOTAL</b>		<b>471</b>

## Q4 A hands-on learning and activity center would be beneficial in our community.

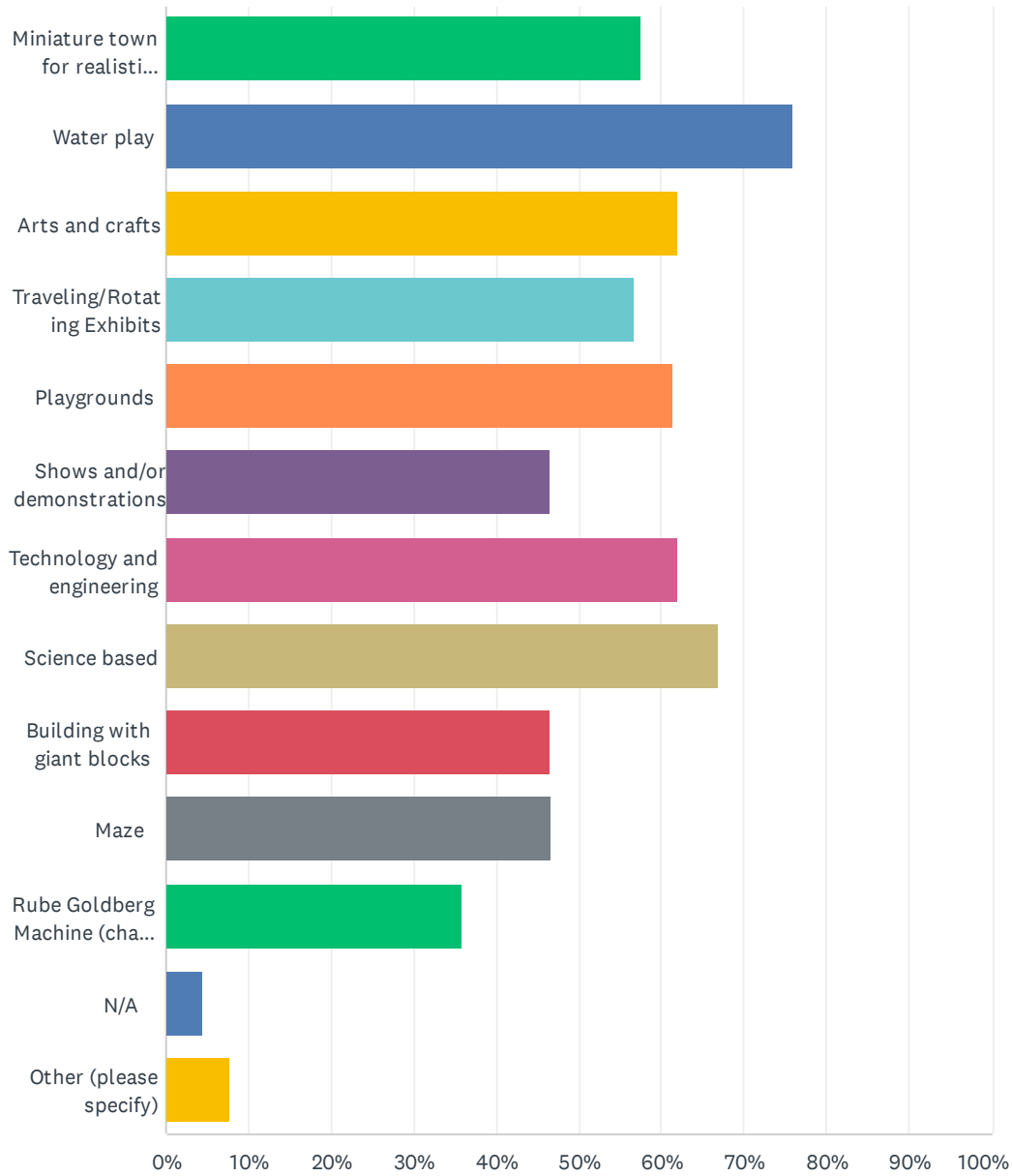
Answered: 471 Skipped: 0



ANSWER CHOICES	RESPONSES	
Strongly agree	78.34%	369
Agree	18.68%	88
Neither agree nor disagree	1.70%	8
Disagree	0.64%	3
Strongly disagree	0.64%	3
<b>TOTAL</b>		<b>471</b>

### Q5 What children's museum exhibits does your family enjoy the most? (Check all that apply.)

Answered: 468 Skipped: 3

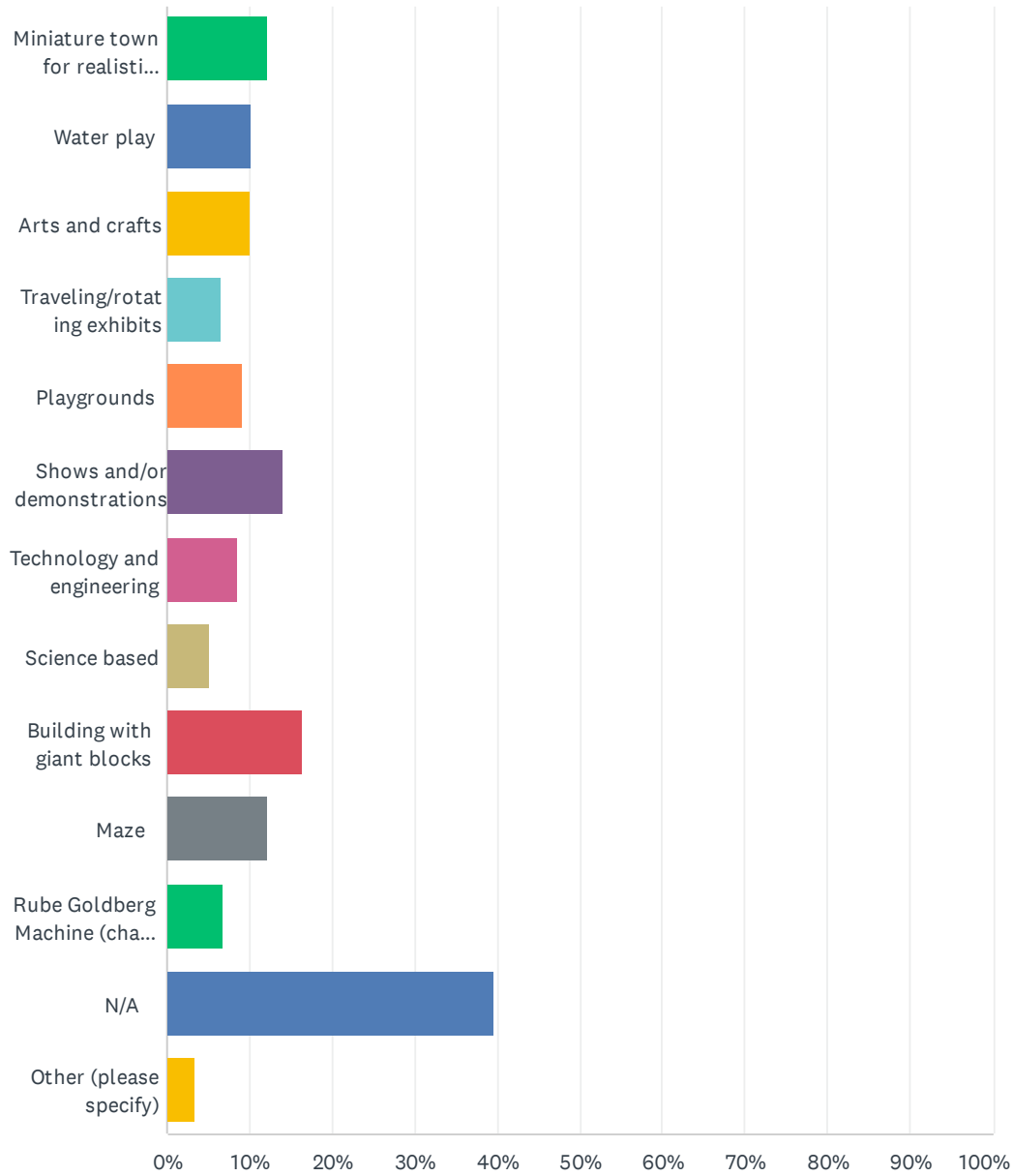


PCCF Inspiration Station Community Survey

ANSWER CHOICES	RESPONSES	
Miniature town for realistic play	57.48%	269
Water play	75.85%	355
Arts and crafts	61.97%	290
Traveling/Rotating Exhibits	56.62%	265
Playgrounds	61.32%	287
Shows and/or demonstrations	46.58%	218
Technology and engineering	61.97%	290
Science based	66.88%	313
Building with giant blocks	46.58%	218
Maze	46.79%	219
Rube Goldberg Machine (chain reaction)	35.90%	168
N/A	4.49%	21
Other (please specify)	7.69%	36
Total Respondents: 468		

## Q6 What children's museum exhibits does your family enjoy the least? (Check all that apply.)

Answered: 419 Skipped: 52



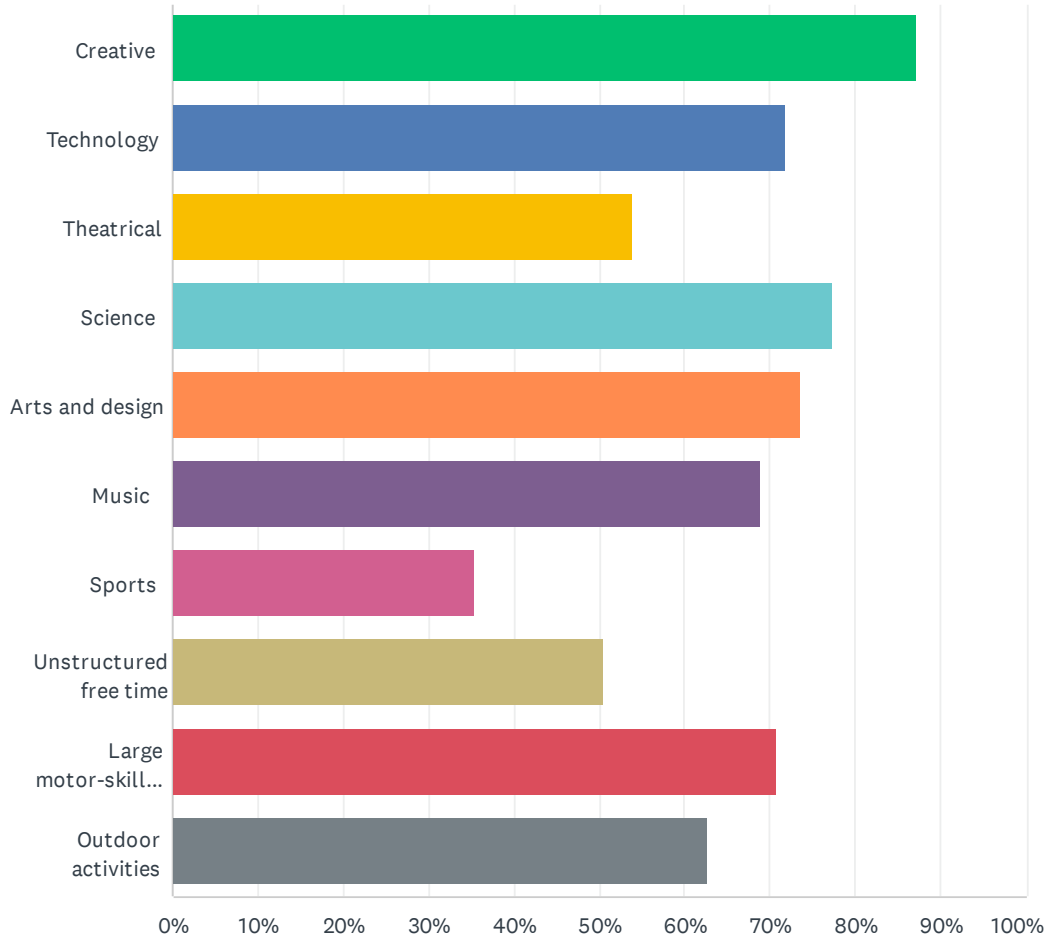
PCCF Inspiration Station Community Survey

ANSWER CHOICES	RESPONSES	
Miniature town for realistic play	12.17%	51
Water play	10.26%	43
Arts and crafts	10.02%	42
Traveling/rotating exhibits	6.68%	28
Playgrounds	9.07%	38
Shows and/or demonstrations	14.08%	59
Technology and engineering	8.59%	36
Science based	5.01%	21
Building with giant blocks	16.47%	69
Maze	12.17%	51
Rube Goldberg Machine (chain reaction)	6.92%	29
N/A	39.62%	166
Other (please specify)	3.34%	14
Total Respondents: 419		



# Q7 What type of opportunities do you think youth in our community need? (Check all that apply.)

Answered: 466 Skipped: 5

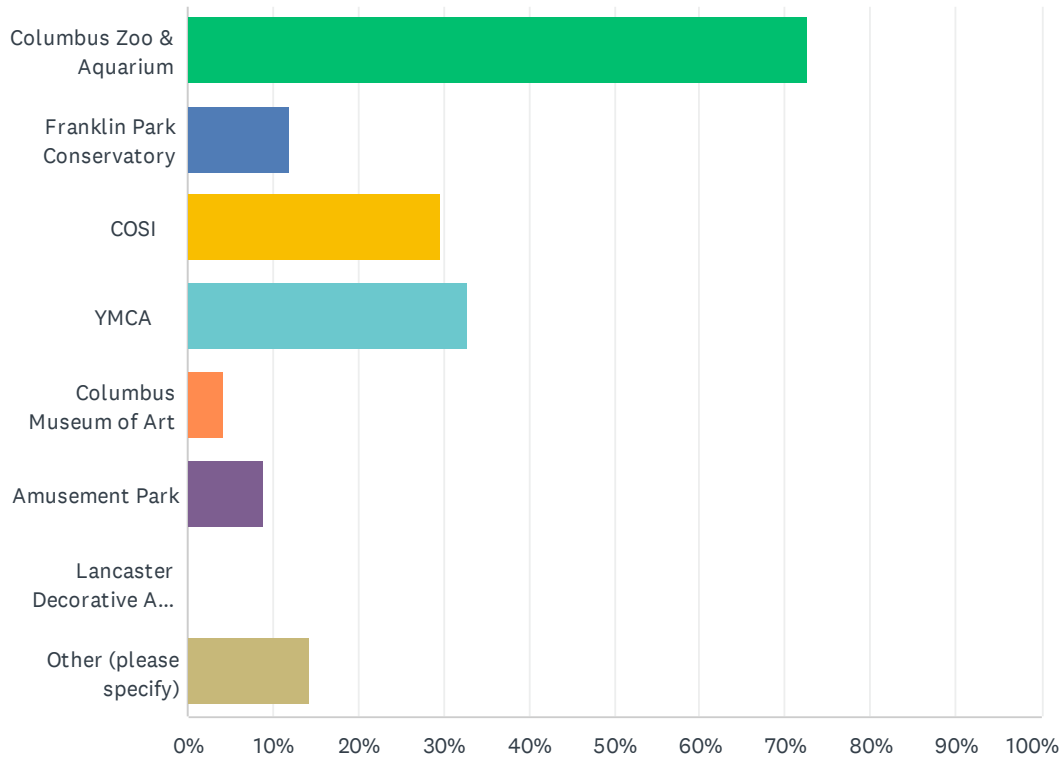


PCCF Inspiration Station Community Survey

ANSWER CHOICES	RESPONSES	
Creative	87.12%	406
Technology	71.89%	335
Theatrical	53.86%	251
Science	77.47%	361
Arts and design	73.61%	343
Music	68.88%	321
Sports	35.41%	165
Unstructured free time	50.43%	235
Large motor-skill playground (climbing/ninja course, etc.)	70.82%	330
Outdoor activities	62.66%	292
Total Respondents: 466		

## Q8 Do you have area memberships to any of the following? (Check all that apply.)

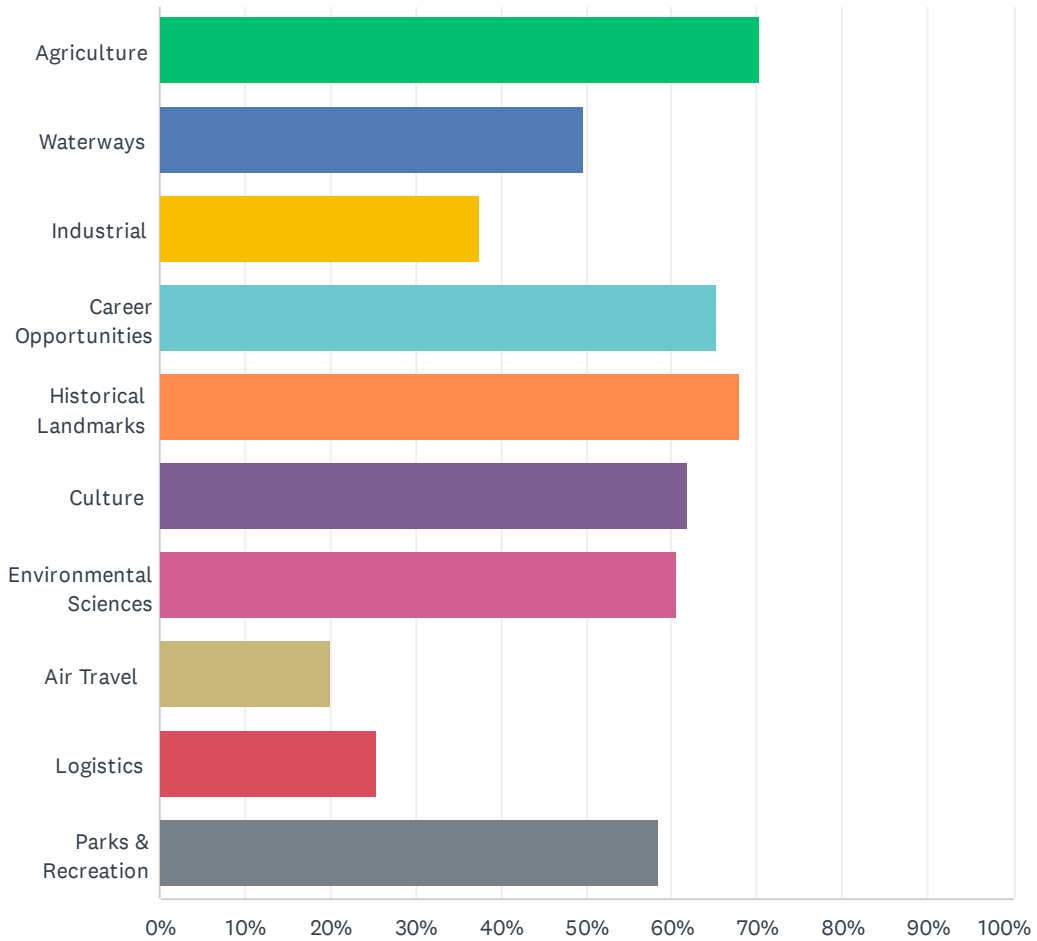
Answered: 301 Skipped: 170



ANSWER CHOICES	RESPONSES	
Columbus Zoo & Aquarium	72.76%	219
Franklin Park Conservatory	11.96%	36
COSI	29.57%	89
YMCA	32.89%	99
Columbus Museum of Art	4.32%	13
Amusement Park	8.97%	27
Lancaster Decorative Arts Center	0.00%	0
Other (please specify)	14.29%	43
Total Respondents: 301		

### Q9 What part(s) of our county should youth learn more about? (Check all that apply.)

Answered: 456 Skipped: 15

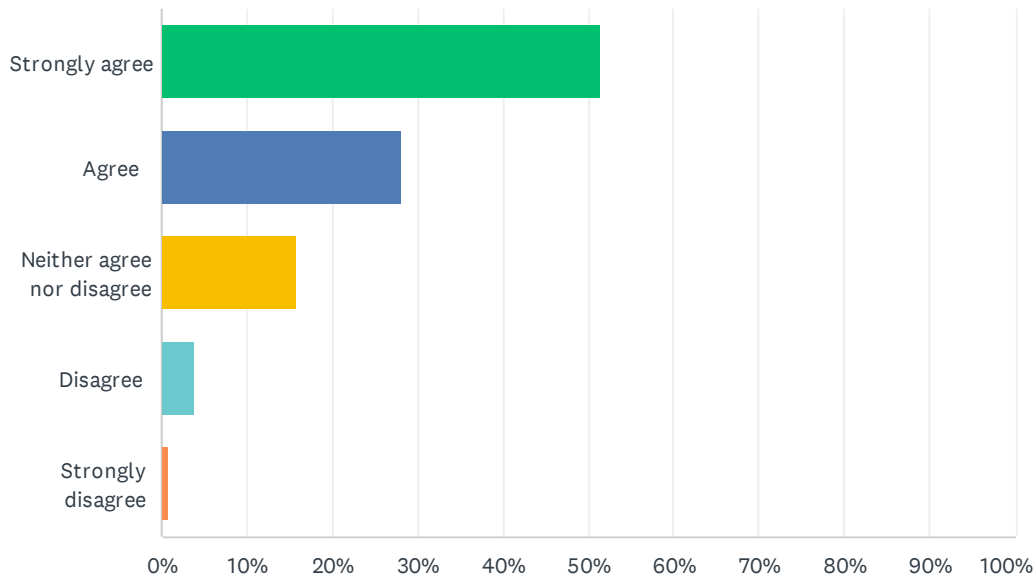


PCCF Inspiration Station Community Survey

ANSWER CHOICES	RESPONSES	
Agriculture	70.39%	321
Waterways	49.78%	227
Industrial	37.50%	171
Career Opportunities	65.35%	298
Historical Landmarks	67.98%	310
Culture	61.84%	282
Environmental Sciences	60.53%	276
Air Travel	19.96%	91
Logistics	25.44%	116
Parks & Recreation	58.33%	266
Total Respondents: 456		

## Q10 Youth don't get enough time to play

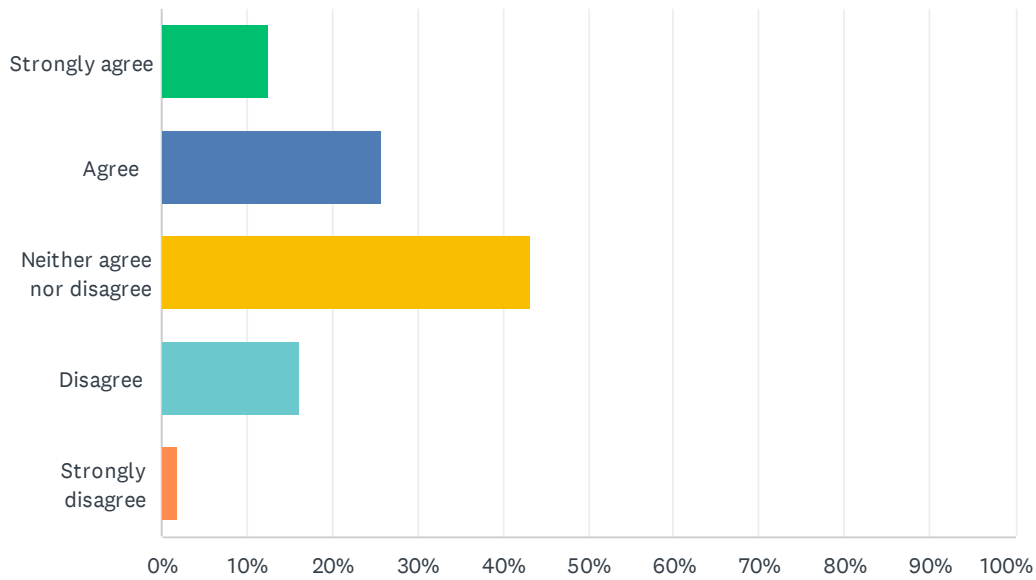
Answered: 468 Skipped: 3



ANSWER CHOICES	RESPONSES	
Strongly agree	51.28%	240
Agree	28.21%	132
Neither agree nor disagree	15.81%	74
Disagree	3.85%	18
Strongly disagree	0.85%	4
<b>TOTAL</b>		<b>468</b>

## Q11 Youth should spend more time in activities organized by adults.

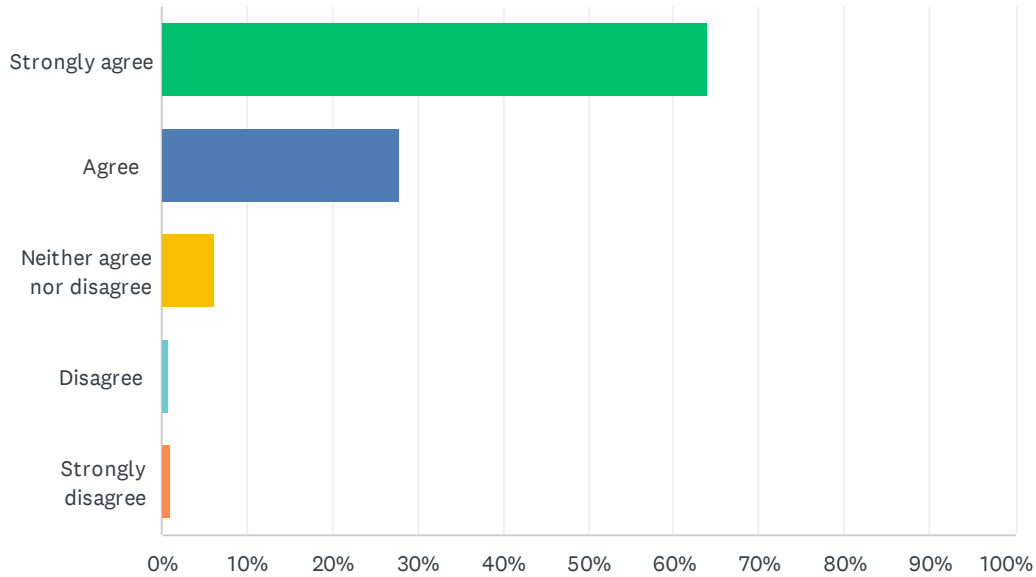
Answered: 468 Skipped: 3



ANSWER CHOICES	RESPONSES	
Strongly agree	12.61%	59
Agree	25.85%	121
Neither agree nor disagree	43.38%	203
Disagree	16.24%	76
Strongly disagree	1.92%	9
<b>TOTAL</b>		<b>468</b>

## Q12 Youth spend too much time on computers, tablets, phones and other electronic devices.

Answered: 470 Skipped: 1

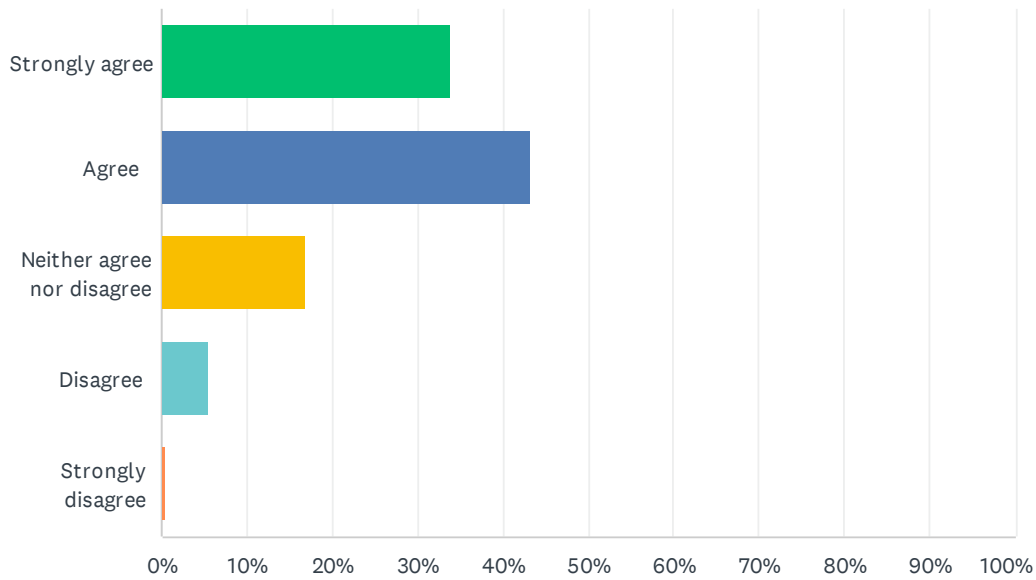


ANSWER CHOICES	RESPONSES	
Strongly agree	64.04%	301
Agree	27.87%	131
Neither agree nor disagree	6.17%	29
Disagree	0.85%	4
Strongly disagree	1.06%	5
<b>TOTAL</b>		<b>470</b>



### Q13 The main benefit of play is that youth have fun.

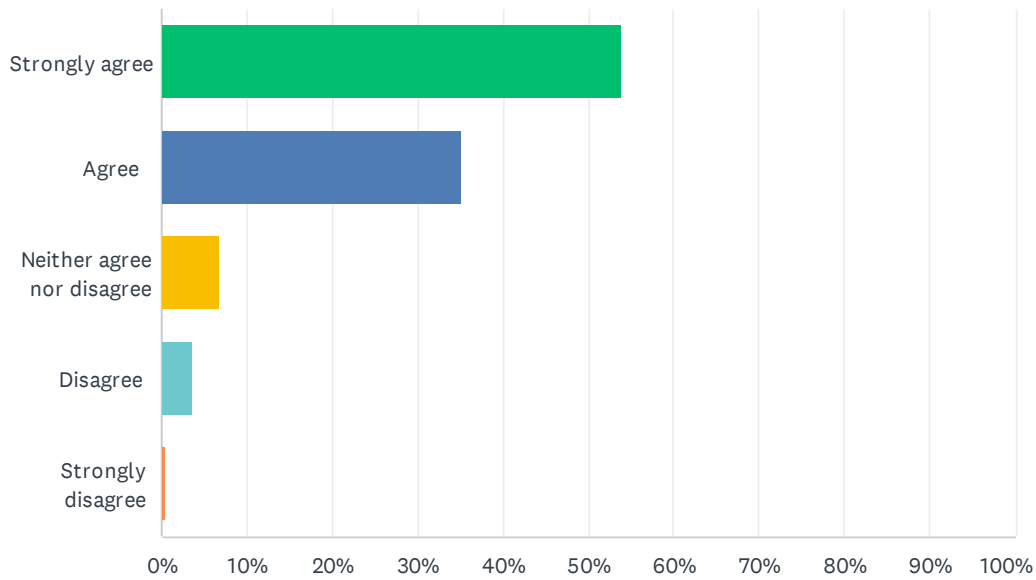
Answered: 469 Skipped: 2



ANSWER CHOICES	RESPONSES	
Strongly agree	33.90%	159
Agree	43.28%	203
Neither agree nor disagree	16.84%	79
Disagree	5.54%	26
Strongly disagree	0.43%	2
<b>TOTAL</b>		<b>469</b>

## Q14 Youth develop important skills when they play on their own.

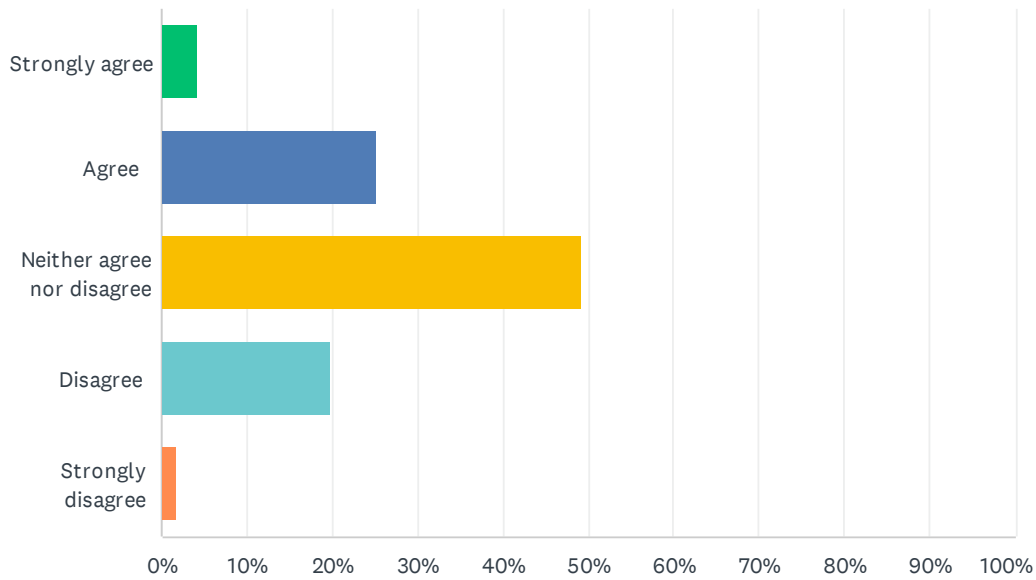
Answered: 469 Skipped: 2



ANSWER CHOICES	RESPONSES	
Strongly agree	53.94%	253
Agree	35.18%	165
Neither agree nor disagree	6.82%	32
Disagree	3.62%	17
Strongly disagree	0.43%	2
<b>TOTAL</b>		<b>469</b>

## Q15 When youth get older, they should focus more on school.

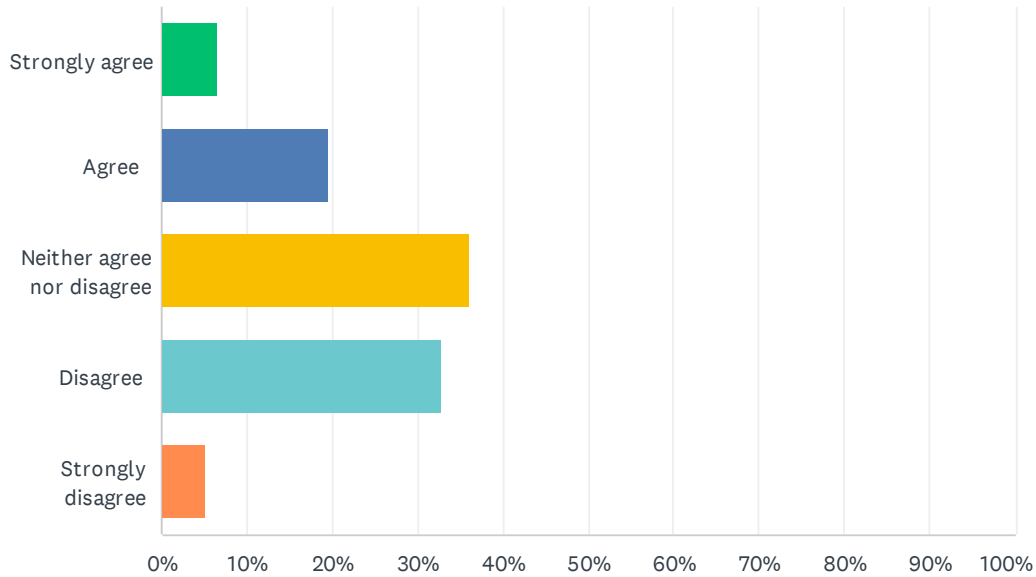
Answered: 470 Skipped: 1



ANSWER CHOICES	RESPONSES	
Strongly agree	4.26%	20
Agree	25.11%	118
Neither agree nor disagree	49.15%	231
Disagree	19.79%	93
Strongly disagree	1.70%	8
<b>TOTAL</b>		<b>470</b>

## Q16 Youth learn most of the skills they need to succeed through lessons and organized activities at school (or preschool).

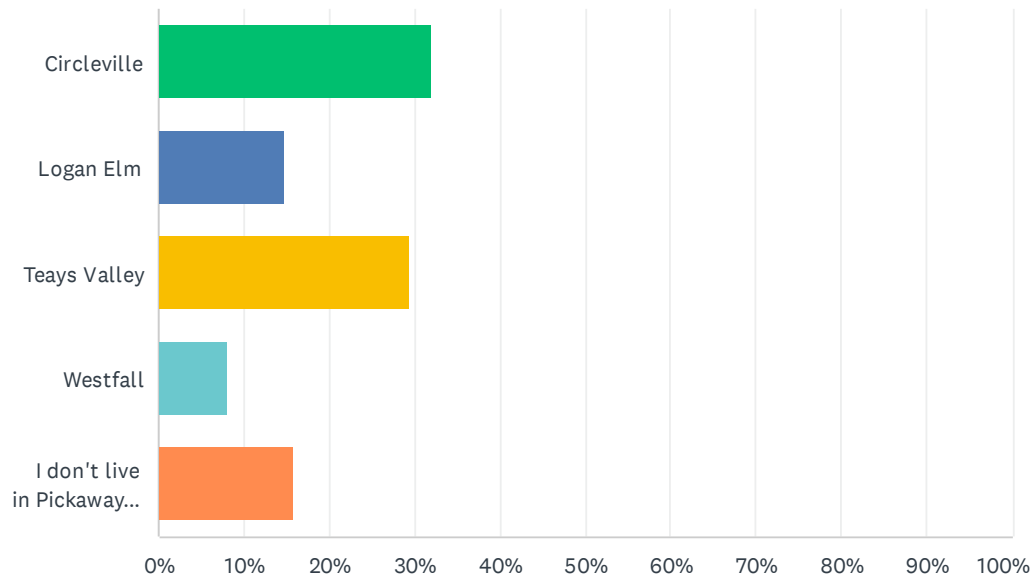
Answered: 470 Skipped: 1



ANSWER CHOICES	RESPONSES	
Strongly agree	6.60%	31
Agree	19.57%	92
Neither agree nor disagree	35.96%	169
Disagree	32.77%	154
Strongly disagree	5.11%	24
<b>TOTAL</b>		<b>470</b>

## Q17 In which Pickaway County school district do you live?

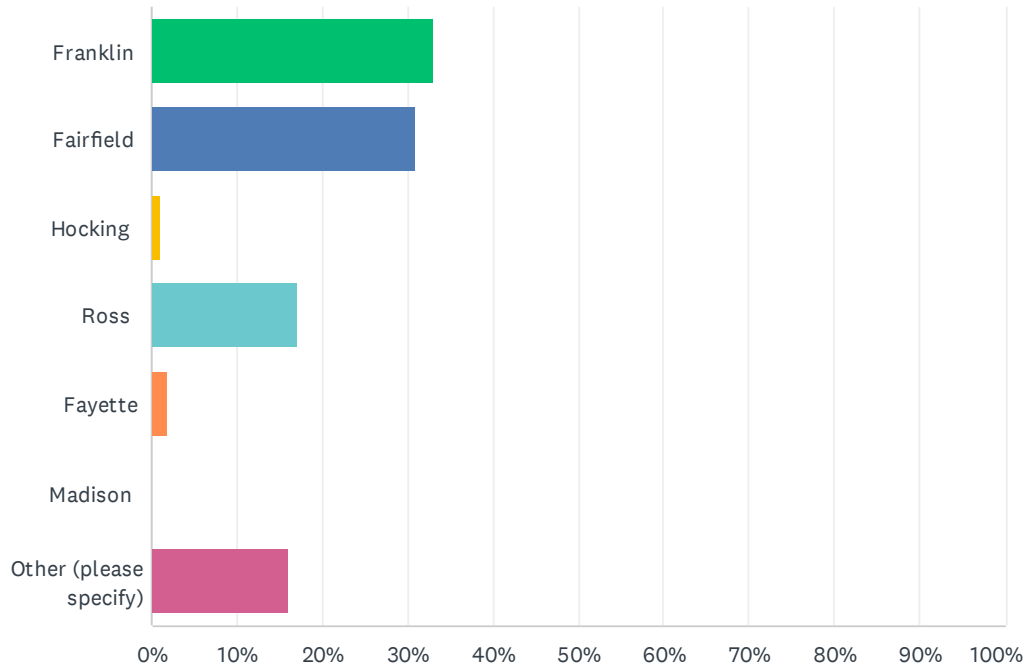
Answered: 469 Skipped: 2



ANSWER CHOICES	RESPONSES	
Circleville	31.98%	150
Logan Elm	14.71%	69
Teays Valley	29.42%	138
Westfall	8.10%	38
I don't live in Pickaway County	15.78%	74
<b>TOTAL</b>		<b>469</b>

## Q18 If you live outside of Pickaway County, in which county does your family live?

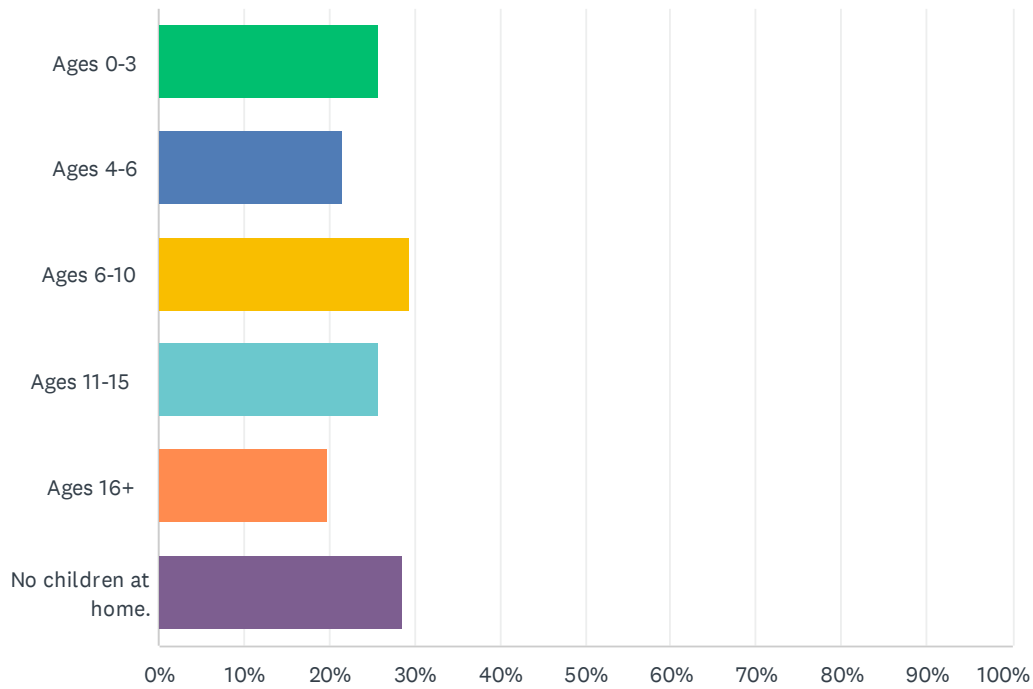
Answered: 100 Skipped: 371



ANSWER CHOICES	RESPONSES	
Franklin	33.00%	33
Fairfield	31.00%	31
Hocking	1.00%	1
Ross	17.00%	17
Fayette	2.00%	2
Madison	0.00%	0
Other (please specify)	16.00%	16
<b>TOTAL</b>		<b>100</b>

### Q19 What are the ages of youth in your home? (Select all that apply.)

Answered: 467 Skipped: 4



ANSWER CHOICES	RESPONSES	
Ages 0-3	25.70%	120
Ages 4-6	21.63%	101
Ages 6-10	29.34%	137
Ages 11-15	25.70%	120
Ages 16+	19.91%	93
No children at home.	28.48%	133
Total Respondents: 467		